


**Summary Institution-Level Pass Rate Data: *Traditional Teacher Preparation Program Within IHE***

Single Assessment Institution-Level Pass Rate Data: *Traditional Teacher Preparation Program Within IHE*

	<b>HEOA - Title II 2011 - 2012 Academic Year</b>
	<b>SALISBURY UNIVERSITY</b>
	<b>5403</b>
	<b>Maryland</b>



March 30, 2013

Assessment Information <sup>1</sup>	Group	Number Taking Assessment	Number Passing Assessment	Institutional Pass Rate	Institutional Average Scaled Score	Assessment Cut Score <sup>2</sup>	Statewide			
							Number Taking Assessment	Number Passing Assessment	Statewide Pass Rate	Statewide Average Scaled Score
<b>ART CONTENT AND ANALYSIS (0135)</b>  Test Company: ETS Score Range: 100-200	All enrolled students who have completed all nonclinical courses, 2011-12						3			
	Other enrolled students, 2011-12						16	15	94%	174
	All program completers, 2011-12						78	74	95%	172
	All program completers, 2010-11									
	All program completers, 2009-10									
<b>ART CONTENT KNOWLEDGE (0133)</b>  Test Company: ETS Score Range: 100-200	All enrolled students who have completed all nonclinical courses, 2011-12						1			
	Other enrolled students, 2011-12						2			
	All program completers, 2011-12						32	31	97%	176
	All program completers, 2010-11						111	110	99%	176
	All program completers, 2009-10						96	95	99%	177
<b>ART CONTENT TRAD CRITIC AESTHETICS (0132)</b>  Test Company: ETS Score Range: 100-200	All enrolled students who have completed all nonclinical courses, 2011-12						1			
	Other enrolled students, 2011-12						2			
	All program completers, 2011-12						32	32	100%	150
	All program completers, 2010-11						110	107	97%	151
	All program completers, 2009-10						95	94	99%	152
<b>BIOLOGY CONTENT KNOWLEDGE (0235)</b>  Test Company: ETS Score Range: 100-200	All enrolled students who have completed all nonclinical courses, 2011-12						4			
	Other enrolled students, 2011-12	1				150	31	30	97%	168
	All program completers, 2011-12	4				150	67	67	100%	171
	All program completers, 2010-11	2				150	50	49	98%	171
	All program completers, 2009-10	5				150	48	48	100%	171




Single Assessment Institution-Level Pass Rate Data: *Traditional Teacher Preparation Program Within IHE*

*HEOA - Title II*  
*2011 - 2012 Academic Year*



**Single Assessment Institution-Level Pass Rate Data: Traditional Teacher Preparation Program Within IHE**

	<b>HEOA - Title II 2011 - 2012 Academic Year</b>
	<b>Institution Name</b> SALISBURY UNIVERSITY
	<b>Institution Code</b> 5403
	<b>State</b> Maryland


March 30, 2013

Assessment Information <sup>1</sup>	Group	Number Taking Assessment	Number Passing Assessment	Institutional Pass Rate	Institutional Average Scaled Score	Assessment Cut Score <sup>2</sup>	Statewide			
							Number Taking Assessment	Number Passing Assessment	Statewide Pass Rate	Statewide Average Scaled Score
<b>ELEM ED INSTR PRACTICE AND APPL (CD) (5015)</b>  Test Company: ETS Score Range: 100-200	All enrolled students who have completed all nonclinical courses, 2011-12						38	37	97%	175
	Other enrolled students, 2011-12	32	29	91%	176	161	130	123	95%	177
	All program completers, 2011-12	78	78	100%	180	161	483	481	100%	179
	All program completers, 2010-11						1			
	All program completers, 2009-10						2			
<b>ENG LANG LIT COMP CONTENT &amp; ANALYSIS (0044)</b>  Test Company: ETS Score Range: 100-200	All enrolled students who have completed all nonclinical courses, 2011-12						4			
	Other enrolled students, 2011-12	6				166	44	42	95%	179
	All program completers, 2011-12	8				166	90	88	98%	183
	All program completers, 2010-11									
	All program completers, 2009-10									
<b>ENG LANG LIT COMP CONTENT KNOWLEDGE (0041)</b>  Test Company: ETS Score Range: 100-200	All enrolled students who have completed all nonclinical courses, 2011-12						1			
	Other enrolled students, 2011-12						37	32	86%	180
	All program completers, 2011-12	8				164	90	90	100%	183
	All program completers, 2010-11	8				164	161	159	99%	183
	All program completers, 2009-10	9				164	124	122	98%	184
<b>ENG LANG LIT COMP PEDAGOGY (0043)</b>  Test Company: ETS Score Range: 100-200	All enrolled students who have completed all nonclinical courses, 2011-12						1			
	Other enrolled students, 2011-12						19	13	68%	156
	All program completers, 2011-12	4				155	50	50	100%	164
	All program completers, 2010-11	8				155	162	161	99%	163
	All program completers, 2009-10	9				155	124	120	97%	164

**Single Assessment Institution-Level Pass Rate Data:**

**Single Assessment Institution-Level Pass Rate Data: *Traditional Teacher Preparation Program Within IHE***

***HEOA - Title II***





Single Assessment Institution-Level Pass Rate Data: *Traditional Teacher Preparation Program Within IHE*

**HEOA - Title II  
2011 - 2012 Academic Year**

Institution Name  
Institution Code  
State

SALISBURY UNIVERSITY  
5403  
Maryland

**Assessment Information<sup>1</sup>**

*MATHEMATICS CONTENT KNOWLEDGE (0061)*

Test Company: ETS  
Score Range: 100-200

**Group**

All enrolled students who have completed all nonclinical courses, 2011-12

Other enrolled students, 2011-12

All program completers, 2011-12

<i>Number Taking Assessment</i>	<i>Number Passing Assessment</i>	<i>Institutional Pass Rate</i>	<i>Institutional Average Scaled Score</i>	<i>Assessment Cut Score<sup>2</sup></i>	<i>Number Taking Assessment</i>	<i>Number Passing Assessment</i>	<i>Statewide Pass Rate</i>	<i>Statewide Average Scaled Score</i>
					5			
4				141	51	38	75%	153



Single Assessment Institution-Level Pass Rate Data: *Traditional Teacher Preparation Program Within IHE*

**HEOA - Title II  
2011 - 2012 Academic Year**

Institution Name  
Institution Code  
State

SALISBURY UNIVERSITY  
5403  
Maryland

March 30, 2013

Assessment Information <sup>1</sup>	Group	Number Taking Assessment	Number Passing Assessment	Institutional Pass Rate	Institutional Average Scaled Score	Assessment Cut Score <sup>2</sup>	Number Taking Assessment	Number Passing Assessment	Statewide Pass Rate	Statewide Average Scaled Score
<b>PHYSICAL ED CONTENT AND DESIGN (0095)</b>  Test Company: ETS Score Range: 100-200	All enrolled students who have completed all nonclinical courses, 2011-12						8			
	Other enrolled students, 2011-12	2				169	15	13	87%	176
	All program completers, 2011-12	28	28	100%	177	169	76	74	97%	178
	All program completers, 2010-11						3			
	All program completers, 2009-10									
<b>PHYSICAL ED CONTENT KNOWLEDGE (0091)</b>  Test Company: ETS Score Range: 100-200	All enrolled students who have completed all nonclinical courses, 2011-12						2			
	Other enrolled students, 2011-12						16	15	94%	163
	All program completers, 2011-12						92	92	100%	162
	All program completers, 2010-11	37	37	100%	161	153				
	All program completers, 2009-10	35	35	100%	161	153	87	87	100%	162
<b>PHYSICAL ED VIDEO EVALUATION (0093)</b>  Test Company: ETS Score Range: 100-200	All enrolled students who have completed all nonclinical courses, 2011-12						2			
	Other enrolled students, 2011-12						16	16	100%	168
	All program completers, 2011-12						92	92	100%	167
	All program completers, 2010-11	37	37	100%	166	155				
	All program completers, 2009-10	34	34	100%	167	155	86	86	100%	168
<b>PHYSICAL SCIENCE PEDAGOGY (0483)</b>  Test Company: ETS Score Range: 100-200	All enrolled students who have completed all nonclinical courses, 2011-12						1			
	Other enrolled students, 2011-12						5			
	All program completers, 2011-12						9			
	All program completers, 2010-11	1				151	30	29	97%	165
	All program completers, 2009-10						19	19	100%	164

**Single Assessment Institution-Level Pass Rate Data:**

Single Assessment Institution-Level Pass Rate Data: *Traditional Teacher Preparation Program Within IHE*

**HEOA - Title II  
2011 - 2012 Academic Year**

Institution Name  
Institution Code  
State

SALISBURY UNIVERSITY  
5403  
Maryland

Assessment Information<sup>1</sup>

Group

*Number Taking Assessment*  
*Number Passing Assessment*  
*Institutional Pass Rate*  
*Institutional Average Scaled Score*  
*Assessment Cut Score<sup>2</sup>*

*Number Taking Assessment*  
*Number Passing Assessment*  
*Statewide Pass Rate*  
*Statewide Average Scaled Score*



**Single Assessment Institution-Level Pass Rate Data:**

Single Assessment Institution-Level Pass Rate Data: *Traditional Teacher Preparation Program Within IHE*

**HEOA - Title II**  
**2011 - 2012 Academic Year**

Institution Name  
Institution Code  
State

SALISBURY UNIVERSITY  
5403  
Maryland

*Assessment Information*<sup>1</sup>

*Group*

<i>Number Taking Assessment</i>	<i>Number Passing Assessment</i>	<i>Institutional Pass Rate</i>	<i>Institutional Average Scaled Score</i>	<i>Assessment</i>
---	--	------------------------------------	---	-------------------

[Redacted]


[Redacted]

[Redacted]





Single Assessment Institution-Level Pass Rate Data: *Traditional Teacher Preparation Program Within IHE*

	<b>HEOA - Title II 2011 - 2012 Academic Year</b>
	<b>SALISBURY UNIVERSITY</b>
	<b>5403</b>
	<b>Maryland</b>

March 30, 2013

Assessment Information <sup>1</sup>	Group	Number Taking Assessment	Number Passing Assessment	Institutional Pass Rate	Institutional Average Scaled Score	Assessment Cut Score <sup>2</sup>	Statewide			
							Number Taking Assessment	Number Passing Assessment	Statewide Pass Rate	Statewide Average Scaled Score
<b>TECHNOLOGY EDUCATION (0050)</b>  Test Company: ETS Score Range: 250-990	All enrolled students who have completed all nonclinical courses, 2011-12									
	Other enrolled students, 2011-12						3			
	All program completers, 2011-12									
	All program completers, 2010-11						1			
	All program completers, 2009-10						2			
<b>THEATRE (0640)</b>  Test Company: ETS Score Range: 250-990	All enrolled students who have completed all nonclinical courses, 2011-12						2			
	Other enrolled students, 2011-12									
	All program completers, 2011-12						1			
	All program completers, 2010-11						5			
	All program completers, 2009-10						4			
<b>WORLD LANGUAGE PEDAGOGY (0841)</b>  Test Company: ETS Score Range: 100-200	All enrolled students who have completed all nonclinical courses, 2011-12						1			
	Other enrolled students, 2011-12						4			
	All program completers, 2011-12						14	13	93%	183
	All program completers, 2010-11						9			
	All program completers, 2009-10									
<b>OPI FRENCH (ACT1006)</b>  Test Company: ACTFL* Score Range: 1-10	All enrolled students who have completed all nonclinical courses, 2011-12									
	Other enrolled students, 2011-12						1			
	All program completers, 2011-12									
	All program completers, 2010-11		1				6	2		
	All program completers, 2009-10						2			



Single Assessment Institution-Level Pass Rate Data: *Traditional Teacher Preparation Program Within IHE*

**HEOA - Title II  
2011 - 2012 Academic Year**

Institution Name  
Institution Code  
State

SALISBURY UNIVERSITY  
5403  
Maryland

Assessment Information <sup>1</sup>	Group	Number Taking Assessment	Number Passing Assessment	Institutional Pass Rate	Institutional Average Scaled Score	Assessment Cut Score <sup>2</sup>							
							Number Taking Assessment	Number Passing Assessment	Statewide Pass Rate	Statewide Average Scaled Score			
<b>WPT CHINESE (ACT2002)</b>  Test Company: ACTFL* Score Range: 1-10	All enrolled students who have completed all nonclinical courses, 2011-12												
	Other enrolled students, 2011-12						10	10	100%	10			
	All program completers, 2011-12						3						
	All program completers, 2010-11						2						
	All program completers, 2009-10												
<b>WPT FRENCH (ACT2005)</b>  Test Company: ACTFL* Score Range: 1-10	All enrolled students who have completed all nonclinical courses, 2011-12												
	Other enrolled students, 2011-12	1				6	2						
	All program completers, 2011-12						1						
	All program completers, 2010-11	1				6	2						
	All program completers, 2009-10												
<b>WPT GERMAN (ACT2006)</b>  Test Company: ACTFL* Score Range: 1-10	All enrolled students who have completed all nonclinical courses, 2011-12												
	Other enrolled students, 2011-12												
	All program completers, 2011-12						3						
	All program completers, 2010-11												
	All program completers, 2009-10												
<b>WPT SPANISH (ACT2015)</b>  Test Company: ACTFL* Score Range: 1-10	All enrolled students who have completed all nonclinical courses, 2011-12												
	Other enrolled students, 2011-12						5						
	All program completers, 2011-12	1				6	12	12	100%	7			
	All program completers, 2010-11	4				6	6						
	All program completers, 2009-10	2				6	5						

<sup>1</sup>Tests with multiple delivery options (computer, paper, etc.) will be noted with the assessment code for the paper format only.

<sup>2</sup>