

Summary Institution-Level Pass Rate Data: *Traditional Teacher Preparation Program Within IHE*

Institution Name
 Institution Code
 State

<i>Group</i>	<i>Number Taking Assessment¹</i>	<i>Number Passing Assessment²</i>	<i>Institutional Pass Rate</i>	<i>Number Taking Assessment¹</i>	<i>Number Passing Assessment²</i>	<i>Statewide Pass Rate</i>
All program completers, 2013-14	263	255	97%	2265	2222	98%
All program completers, 2012-13	252	251	100%	2189	2153	98%
All program completers, 2011-12	235	235	100%	2436	2405	99%

Note: In cases where there are less than ten students taking the assessment or license/certificate, the number passing and pass rate are not reported.

1

Single Assessment Institution-Level Pass Rate Data: *Traditional Teacher Preparation Program Within IHE*

**HEOA - Title II
2013 - 2014 Academic Year**

Institution Name
Institution Code
State

SALISBURY UNIVERSITY
5403
Maryland

<i>Assessment Information</i> ¹	<i>Group</i>	<i>Number Taking Assessment</i>	<i>Number Passing Assessment</i>	<i>Institutional Pass Rate</i>	<i>Institutional Average Scaled Score</i>	<i>Assessment Cut Score</i> ²	<i>Number Taking Assessment</i>	<i>Number Passing Assessment</i>	<i>Statewide Pass Rate</i>	<i>Statewide Average Scaled Score</i>
ART CONTENT AND ANALYSIS (0135)	All enrolled students who have completed all nonclinical courses, 2013-14									
Test Company: ETS Score Range: 100-200	Other enrolled students, 2013-14						62	56	90%	179
	All program completers, 2013-14						88	88	100%	175
	All program completers, 2012-13						78			

Single Assessment Institution-Level Pass Rate Data: *Traditional Teacher Preparation Program Within IHE*



HEOA - Title II
2013 - 2014 Academic Year

Institution Name
Institution Code
State

SALISBURY UNIVERSITY
5403
Maryland



5403



Single Assessment Institution-Level Pass Rate Data: *Traditional Teacher Preparation Program Within IHE*

HEOA - Title II
2013 - 2014 Academic Year

Institution Name
Institution Code
State

SALISBURY UNIVERSITY
5403
Maryland

*Assessment Information*¹

Group

*Number
Taking
Assessment*

*Number
Passing
Assessment*

*Institutional
Pass Rate*

*Institutional
Average
Scaled Score*

*Assessment
Cut Score*²

*Number
Taking
Assessment*

*Number
Passing*


Single Assessment Institution-Level Pass Rate Data: *Traditional Teacher Preparation Program Within IHE*

HEOA - Title II
2013 - 2014 Academic Year

Institution Name

SALISBURY UNIVERSITY

Single Assessment Institution-Level Pass Rate Data: *Traditional Teacher Preparation Program Within IHE*

	HEOA - Title II 2013 - 2014 Academic Year	
	Institution Name	SALISBURY UNIVERSITY
	Institution Code	5403
	State	Maryland

February 12, 2015

Assessment Information ¹	Group	Number Taking Assessment	Number Passing Assessment	Institutional Pass Rate	Institutional Average Scaled Score	Assessment Cut Score ²	Statewide				
							Number Taking Assessment	Number Passing Assessment	Statewide Pass Rate	Statewide Average Scaled Score	
ENVIRONMENTAL EDUCATION (0831) Test Company: ETS Score Range: 100-200	All enrolled students who have completed all nonclinical courses, 2013-14										
	Other enrolled students, 2013-14						1				
	All program completers, 2013-14						1				
	All program completers, 2012-13										
	All program completers, 2011-12										
FAMILY AND CONSUMER SCIENCES (5121) Test Company: ETS Score Range: 100-200	All enrolled students who have completed all nonclinical courses, 2013-14										
	Other enrolled students, 2013-14						1				
	All program completers, 2013-14						1				
	All program completers, 2012-13										
	All program completers, 2011-12						1				
FRENCH CONTENT KNOWLEDGE (0173) Test Company: ETS Score Range: 100-200	All enrolled students who have completed all nonclinical courses, 2013-14										
	Other enrolled students, 2013-14										
	All program completers, 2013-14										
	All program completers, 2012-13										
	All program completers, 2011-12						1				
FRENCH PRODUCTIVE LANGUAGE SKILLS (DISCONTINUED) (0171) Test Company: ETS Score Range: 100-200	All enrolled students who have completed all nonclinical courses, 2013-14										
	Other enrolled students, 2013-14										
	All program completers, 2013-14										
	All program completers, 2012-13										
	All program completers, 2011-12						1				

Single Assessment Institution-Level Pass Rate Data: *Traditional Teacher Preparation Program Within IHE*

**HEOA - Title II
2013 - 2014 Academic Year**

Institution Name
Institution Code
State

SALISBURY UNIVERSITY
5403
Maryland

Assessment Information ¹

HEALTH EDUCATION (5551)

Test Company: ETS
Score Range: 100-200

Group

All enrolled students who have completed all nonclinical courses, 2013-14

Other enrolled students, 2013-14

<i>Number Taking Assessment</i>	<i>Number Passing Assessment</i>	<i>Institutional Pass Rate</i>	<i>Institutional Average Scaled Score</i>	<i>Assessment Cut Score²</i>	<i>Number Taking Assessment</i>	<i>Number Passing Assessment</i>	<i>Statewide Pass Rate</i>	<i>Statewide Average Scaled Score</i>
---------------------------------	----------------------------------	--------------------------------	---	---	---------------------------------	----------------------------------	----------------------------	---------------------------------------

9

1

Single Assessment Institution-Level Pass Rate Data: *Traditional Teacher Preparation Program Within IHE*

Single Assessment Institution-Level Pass Rate Data: *Traditional Teacher Preparation Program Within IHE*

**HEOA - Title II
2013 - 2014 Academic Year**

Institution Name
Institution Code
State

SALISBURY UNIVERSITY
5403
Maryland

Assessment Information ¹	Group	Number Taking Assessment	Number Passing Assessment	Institutional Pass Rate	Institutional Average Scaled Score	Assessment Cut Score ²	Number Taking Assessment	Number Passing Assessment	Statewide Pass Rate	Statewide Average Scaled Score
PHYSICAL ED VIDEO EVALUATION (DISCONTINUED) (0093) Test Company: ETS Score Range: 100-200	All enrolled students who have completed all nonclinical courses, 2013-14						17	17	100%	168
	Other enrolled students, 2013-14									
	All program completers, 2013-14									
	All program completers, 2012-13									
	All program completers, 2011-12									
PHYSICAL SCIENCE PEDAGOGY (0483) Test Company: ETS Score Range: 100-200	All enrolled students who have completed all nonclinical courses, 2013-14						9			
	Other enrolled students, 2013-14									
	All program completers, 2013-14									
	All program completers, 2012-13									
	All program completers, 2011-12									
PHYSICS CONTENT KNOWLEDGE (5265) Test Company: ETS Score Range: 100-200	All enrolled students who have completed all nonclinical courses, 2013-14									
	Other enrolled students, 2013-14	1				143	6			
	All program completers, 2013-14	1				143	13	13	100%	163
	All program completers, 2012-13						8			
	All program completers, 2011-12	1				143	11	11	100%	166
PRAXIS I MATHEMATICS (0730) Test Company: ETS	All enrolled students who have completed all nonclinical courses, 2013-14						154	150	97%	179
	Other enrolled students, 2013-14	223	209							

Single Assessment Institution-Level Pass Rate Data: *Traditional Teacher Preparation Program Within IHE*

HEOA - Title II
2013 - 2014 Academic Year

Institution Name

SALISBURY UNIVERSITY

Single Assessment Institution-Level Pass Rate Data: *Traditional Teacher Preparation Program Within IHE*

**HEOA - Title II
2013 - 2014 Academic Year**

Institution Name
Institution Code
State

SALISBURY UNIVERSITY
5403
Maryland



Assessment Information ¹

Group



Number Taking Assessment *Number Passing Assessment* *Institutional Pass Rate* *Institutional Average Scaled Score* *Assessment Cut Score*²

Number Taking Assessment *Number Passing Assessment* *Statewide Pass Rate* *Statewide Average Scaled Score*

SOCIAL STUDIES PEDAGOGY (0084)



HEOA - Title II
2013 - 2014 Academic Year



Single Assessment Institution-Level Pass Rate Data: *Traditional Teacher Preparation Program Within IHE*

**HEOA - Title II
2013 - 2014 Academic Year**

Institution Name
Institution Code
State



SALISBURY UNIVERSITY
5403
Maryland

Assessment Information¹

Group

Number Taking Assessment *Number Passing Assessment* *Institutional Pass Rate* *Institutional Average Scaled Score* *Assessment Cut Score*²

Number Taking Assessment *Number Passing Assessment* *Statewide Pass Rate* *Statewide Average Scaled Score*



Single Assessment Institution-Level Pass Rate Data: *Traditional Teacher Preparation Program Within IHE*

**HEOA - Title II
2013 - 2014 Academic Year**

Institution Name
Institution Code
State

SALISBURY UNIVERSITY
5403
Maryland

Assessment Information ¹	Group	Number Taking Assessment	Number Passing Assessment	Institutional Pass Rate	Institutional Average Scaled Score	Assessment Cut Score ²	Number Taking Assessment	Number Passing Assessment	Statewide Pass Rate	Statewide Average Scaled Score
WPT FRENCH (ACT2005) Test Company: ACTFL* Score Range: 1-10	All enrolled students who have completed all nonclinical courses, 2013-14									
	Other enrolled students, 2013-14	1				6	1			
	All program completers, 2013-14						1			
	All program completers, 2012-13	1				6	3			
	All program completers, 2011-12						1			
WPT GERMAN (ACT2006) Test Company: ACTFL* Score Range: 1-10	All enrolled students who have completed all nonclinical courses, 2013-14									
	Other enrolled students, 2013-14									
	All program completers, 2013-14									
	All program completers, 2012-13									
	All program completers, 2011-12						2			
WPT RUSSIAN (ACT2014) Test Company: ACTFL* Score Range: 1-10	All enrolled students who have completed all nonclinical courses, 2013-14									
	Other enrolled students, 2013-14									
	All program completers, 2013-14									
	All program completers, 2012-13						1			
	All program completers, 2011-12									
WPT SPANISH (ACT2015) Test Company: ACTFL* Score Range: 1-10	All enrolled students who have completed all nonclinical courses, 2013-14									
	Other enrolled students, 2013-14	4				6	7			
	All program completers, 2013-14	1				6	12	12	100%	7
	All program completers, 2012-13	1				6	4			
	All program completers, 2011-12	1				6	9			